

## Type V091 Vertically curved unit

### Dimensions:

- Straightened track length: max.5.6m
- Unit height: max.5 m

**Operating height:** Standard dimension 1.55 m measured from the topmost point of the end cap for chain/cord.

**Louvre widths** in mm: 127 (standard)  
89  
63.5

Other louvre widths on inquiry.

**Minimum radius:** R = 500 mm

**Angle:** max. 110!

### Louvre stacking:

Always at the highest point (in the centre of the unit).

### Louvre stack width:

Depends on the number and width of the louvres (for table of louvre stack widths, see the price list).

### Mounting variants

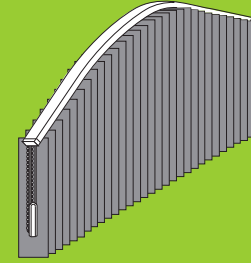
- Top fix brackets
- Face fix brackets with adjustable distances from the wall: 60-108 mm, 108-156 mm, 156-204 mm

### Take-off dimensions

Recommended floor clearance:  
In the case of flat, even floors approx. 1 cm, in the case of high-pile carpeting or out-of-horizontal floors approx. 3 cm.

### Note:

Only symmetric units possible.



Vertically curved unit with straight ends (see also unit Type V095).

TYPE V091

## Measuring and Pricing

www.rolety.czest.pl

### Variant 1:

The curved unit Type V091 is defined via the angle, the radius, the straight sections and the unit height.

### Variant 2 and 3:

The unit is measured on the spot with simple measuring aids.

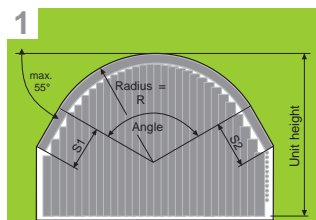
*Note:* Please attach sketch or template

### Order height = Unit height

(From topmost edge of the track at the highest point to bottommost edge of the louvres.)

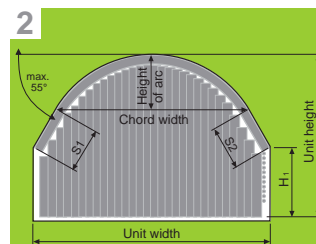
### Radius when measuring for the track:

State the radius to the outer edge of the track.  
Only one uniform radius possible.



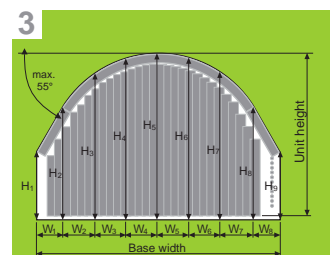
### Standard variant

Measure the unit or the window opening. Calculation of the unit with the aid of the Production Software on the basis of these measurements is possible. (When ordering, state whether the window/reveal dimensions or the track dimensions were measured.)



### Simplified measurement

Measure the chord width. Measure the height of the arc from a point at half the chord width. Measure the unit height and width. Calculation of the unit with the aid of the Production Software on the basis of these measurements is possible. (When ordering, state whether the window/reveal dimensions or the track dimensions were measured.)



### Measuring the wall or window

Measure the base width of the opening. Divide the base width into equal parts (e. g. every 50 cm) At these points, measure the height of the opening. The dimensions of the unit are then calculated and produced at the factory (the radius is calculated via the H-points).

**Price width = Straightened track length**

**Price height = Unit height**

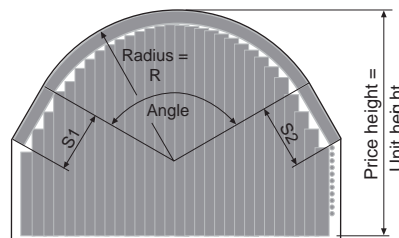
The straightened track length of the arc (in cm) is calculated by applying the following formula:

Radius (in cm) x angle x 0.0175

The basic price is determined on the basis of price width, price height, additional charge for curved units and louvre quality (note the price group).

Additional charge for the curved unit is added to the basic price.

Additional charges for track colour, louvre widths, operation and mounting variants are added to the basic price.



$$S1 + \text{Straightened length } R + S2 = \text{Price width} = \text{Straightened track length}$$


## Operation variants

The Type V091 unit is fitted with the operation variant chain/cord with planetary gear 4:1 or the motor system (12 V).

The manual operation variant can be fitted left or right.

The IQ-Motor can be positioned right, left, top right and top left (Straight section of minimum 400 mm must be planned + 100 mm each module).

Chain/cord 4:1 with cord lock



Planetary gear

IQ-Motor system

