

Type V025 Top and bottom track unit

Dimensions:

- Track length: max.4.5m
- Unit height: max.2 m
- Hanging surface: max.9 m²

Louvre widths in mm:127 (standard)
89
63.5

Other louvre widths on inquiry.

Louvre stacking:

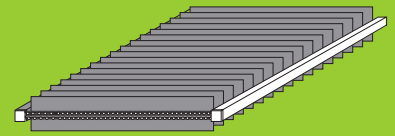
Optional: left, right, centre or split.

Louvre stack width:

Depends on the number and width of the louvres (for table of louvre stack widths, see the price list).

Mounting variants

- Top fix brackets
- Face fix brackets with adjustable distances from the wall: 60-108 mm, 108-156 mm, 156-204 mm
- Recess profile



TYPE V025

Horizontal top and bottom track unit with spring-tensioned louvres between two parallel guiding tracks.

Measuring and Pricing

www.rolety.czest.pl

Order width = Unit width W

Order height = Unit height H

(From outermost right edge of the right track to outermost left edge of the left track.)

The tracks must be mounted parallel to each other.

Take-off dimensions

Allow for a total clearance of 1 cm when determining the unit width; do not take off any allowance for the unit height.

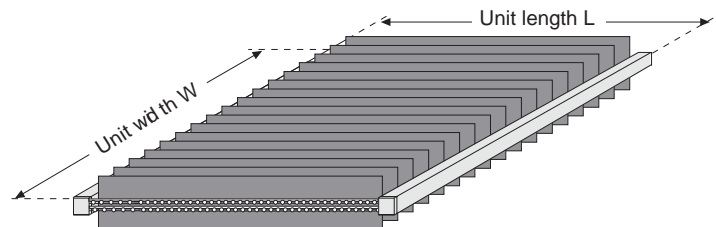
Order width = Unit width W

Order height = Unit height H

The basic price is determined on the basis of price width, price height and louvre quality (note the price group).

Additional charge for the top and bottom track unit is added to the basic price.

Additional charges for track colour, louvre width, operation and mounting variants as well as the additional charge for top and bottom track units are added to the basic price.




Operation variants

Tilting and sideways travel via chain/cord at the end.

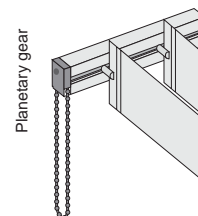
The end cap for top and bottom track units is available as a special accessory; this permits the louvres to be tilted easily from the ground, even if the unit is mounted high up.

The IQ-Motor can be positioned right, left, top right and top left.

Chain/cord



Chain/cord 4:1 with end cap for top and bottom track unit



IQ-Motor system

