

Type V096 Vertically curved unit

Dimensions:

- Straightened track length: max.5.6m
- Unit height: max.5 m

Operating height: Standard dimension 1.55 m measured from the topmost point of the end cap for chain/cord.

Louvre widths in mm:127 (standard)
89
63.5

Other louvre widths on inquiry.

Minimum radius:500 mm

Angle: max. 55°

Louvre stacking:

Always at the highest point (in the centre of the unit).

Louvre stack width:

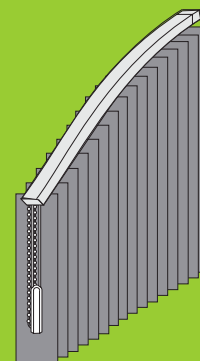
Depends on the number and width of the louvres (for table of louvre stack widths, see the price list).

Mounting variants

- Top fix brackets
- Face fix brackets with adjustable distances from the wall: 60-108 mm, 108-156 mm, 156-204 mm

Take-off dimensions

Recommended floor clearance:
In the case of flat, even floors approx. 1 cm, in the case of high-pile carpeting or out-of-horizontal floors approx. 3 cm.



Vertically curved unit without crown of a vault.

TYPE V096

Measuring and Pricing

www.rolety.czest.pl

The unit dimensions are worked out at the factory.

Measuring:

Measure the base width of the opening. Divide the base width into equal parts (e. g. each 50 cm). At these points measure the height of the opening. (The radius is calculated from the H-points.)

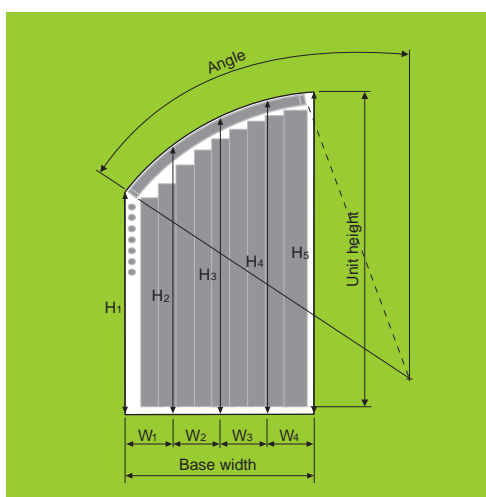
Note: Please attach sketch or template

Order height = Unit height

(From topmost edge of the track to bottommost edge of the louvres.)

Radius when measuring for the track:

State the radius to the topmost edge of the track.
Only one uniform radius possible.



Price width = Straightened track length

Price height = Unit height

The straightened track length of the arc (in cm) is calculated by applying the following formula:

Radius (in cm) x angle x 0.0175

The basic price is determined on the basis of price width, price height, additional charge for curved units and louvre quality (note the price group).

Additional charge for the curved unit is added to the basic price.

Additional charges for track colour, louvre widths, operation and mounting variants are added to the basic price.

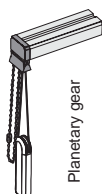
Operation variants

The Type V096 unit is fitted with the operation variant chain/cord with planetary gear 4:1 or the motor system (12 V).

The manual operation variant can be fitted left or right.

The IQ-Motor can be positioned right, left, top right and top left.

Chain/cord 4:1 with cord lock



Planetary gear

IQ-Motor system



on request