

Type V095 Vertically curved unit

Dimensions:

- Straightened track length: max.5.6m
- Unit height: max.5 m

Operating height: Standard dimension 1.55 m measured from the topmost point of the end cap for chain/cord

Louvre widths in mm:127 (standard)
89
63.5

Other louvre widths on inquiry.

Minimum radius:500 mm

Angle: max. 110!

Louvre stacking:

Always at the highest point (in the centre of the unit).

Louvre stack width:

Depends on the number and width of the louvres (for table of louvre stack widths, see the price list).

Mounting variants

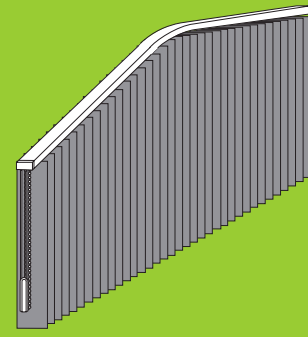
- Top fix brackets
- Face fix brackets with adjustable distances from the wall: 60-108 mm, 108-156 mm, 156-204 mm

Take-off dimensions

Recommended floor clearance:
In the case of flat, even floors approx. 1 cm, in the case of high-pile carpeting or out-of-horizontal floors approx. 3 cm.

Note:

Only symmetric units possible.
(S1 = S2).



TYPE V095

Vertically curved slope unit with low side left and right.

Measuring and Pricing

www.rolety.czest.pl

Variant 1:

The curved unit Type V095 is defined via the angle, the radius of the straight sections and the unit height.

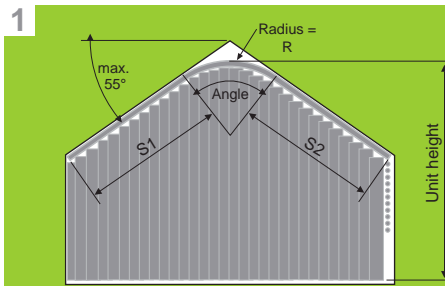
Variant 2:

The window opening is measured as for slope unit Type V050.

Note: Please attach sketch or template

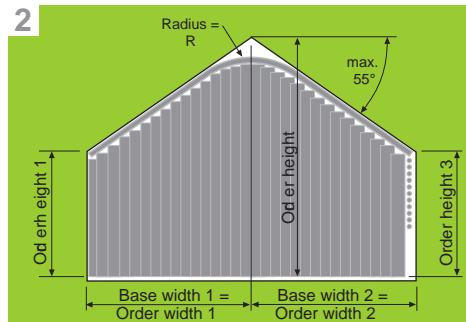
Order height = Unit height

(From topmost edge of the track at the highest point to bottommost edge of the louvres.)



Standard variant

Measure the unit or the window opening. Calculation of the unit with the aid of the Production Software on the basis of these measurements is possible. (When ordering, state whether the window/ reveal dimensions or the track dimensions were measured.)



Gable window or gable wall

Determine what area is to be covered. Mark the top corner points on the building, drop a plumb line to the base and mark there. Measure the base width. Measure the heights. State the desired radius.

The factory will calculate the dimensions of the unit.

Price width = Straightened track length

Price height = Unit height

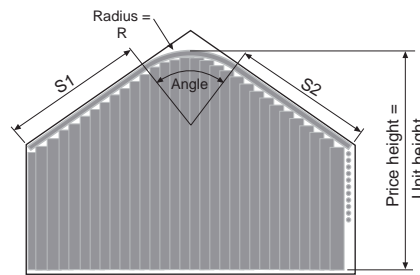
The straightened track length of the arc (in cm) is calculated by applying the following formula:

Radius (in cm) x angle x 0.0175

The basic price is determined on the basis of price width, price height, additional charge for curved units and louvre quality (note the price group).

Additional charge for the curved unit is added to the basic price.

Additional charges for track colour, louvre widths, operation and mounting variants are added to the basic price.



$$S1 + \text{Straightened length} + S2 = \text{Price width} = \text{Straightened track length}$$


Operation variants

The Type V095 unit is fitted with the operation variant chain/cord with planetary gear 4:1 or the motor system (12 V).

The manual operation variant can be fitted left or right.

The IQ-Motor can be positioned right, left, top right and top left (Straight section of minimum 400 mm must be planned + 100 mm each module).

Chain/cord 4:1 with cord lock



IQ-Motor system

