

## Type V092/V094 Vertically curved unit

### Dimensions:

- Straightened track length: max.5.6m
- Unit height: max.5 m

**Operating height:** Standard dimension 1.55 m measured from the topmost point of the end cap for chain/cord.

**Louvre widths** in mm:127 (standard)  
89  
63.5

Other louvre widths on inquiry.

**Minimum radius:** R =500 mm

**Angle:** max. 55!

### Louvre stacking:

Always at the highest point.

### Louvre stack width:


Depends on the number and width of the louvres (for table of louvre stack widths, see the price list).

### Mounting variants

- Top fix brackets
- Face fix brackets with adjustable distances from the wall: 60-108 mm, 108-156 mm, 156-204 mm

### Take-off dimensions

Recommended floor clearance:  
In the case of flat, even floors approx. 1 cm, in the case of high-pile carpeting or out-of-horizontalfloors approx. 3 cm.



Vertically curved slope unit,  
Type V092, low side left;  
Type V094, low side right.

## Measuring and Pricing

www.rolety.czest.pl

### Variant 1:

The curved units Type V091 and Type V094 are defined via the angle, the radius, the straight sections and the unit height.

### Variant 2:

The window opening is measured as for slope unit Type V061.

### Variant 3:

The unit is measured on the spot with simple measuring aids.

Note: Please attach sketch or template

### Order height = Unit height

(From topmost edge of the track at the highest point to bottommost edge of the louvres.)

### Radius when measuring for the track:

State the radius to the outer edge of the track.

### Price width = Straightened track length

### Price height = Unit height

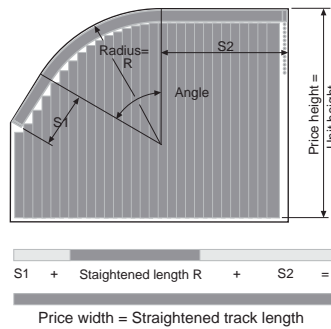
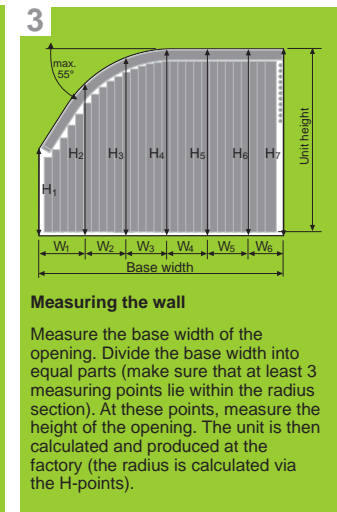
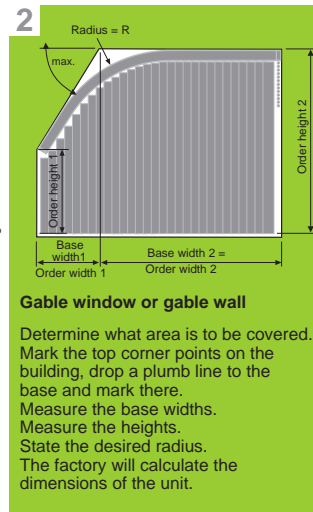
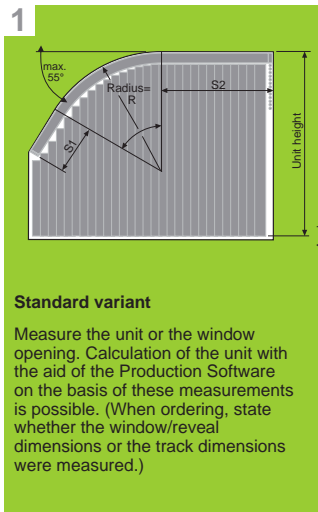
The straightened track length of the arc (in cm) is calculated by applying the following formula:

Radius (in cm) x angle x 0.0175

The basic price is determined on the basis of price width, price height, additional charge for curved units and louvre quality (note the price group).

Additional charge for the curved unit is added to the basic price.

Additional charges for track colour, louvre widths, operation and mounting variants are added to the basic price.



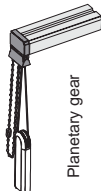
## Operation variants

The Type V092 and V094 units are fitted with the operation variant chain/cord with planetary gear 4:1 or the motor system (12 V).

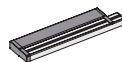
The manual operation variant can be fitted left or right.

The IQ-Motor can be positioned right, left, top right and top left (Straight section of minimum 400 mm must be planned + 100 mm each module).

Chain/cord 4:1 with cord lock



IQ-Motor system



Planetary gear