

## Type V011 Standard unit

### Dimensions:

- Track length: max. 7 m
- Unit height: max. 5 m
- Hanging surface: max. 35 m<sup>2</sup>

**Operating height:** Standard dimension 1.55 m measured from the topmost point of the end cap for chain/cord, tilt wand/cord, traversing wand and mono-gear.

**Louvre widths** in mm: 127 (standard)  
89  
63.5

Other louvre widths on inquiry.

### Louvre stacking:

Louvre stacking on the side with the longer hanging.

### Louvre stack width:

Depends on the number and width of the louvres (for table of louvre stack widths, see the price list).

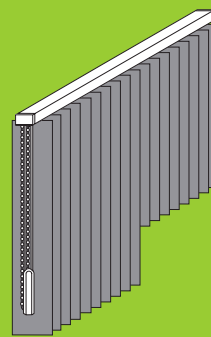
### Mounting variants:

- Top fix brackets
- Face fix brackets with adjustable distances from the wall: 60-108 mm, 108-156 mm, 156-204 mm
- Recess profile

#### Note:

In the case of units with traversing wand and turning motor (6 V) only 127 and 89 mm louvres possible.

In the case of units with traversing wand, operation only on the low side of the hanging possible.



TYPE V011

Standard vertical unit with partly cut-out hanging. Can therefore be adapted to fit over room fixtures.

## Measuring and Pricing

www.rolety.czest.pl

**Order width = Unit width**

**Order height = Unit height**

(From topmost edge of the track to bottommost edge of the louvres.)

Dimensions for Type V011 as for two units of Type V010 (width W1 and height H1 for the left unit, width W2 and height H2 for the right unit).

### Take-off dimensions

In the reveal:

allow for a total clearance of 1 cm when determining the unit width.

Recommended floor clearance:

In the case of flat, even floors approx. 1 cm, in the case of high-pile carpeting or out-of-horizontal floors approx. 3 cm.

### Louvre overlap

The louvre overlap is formed by the shorter hanging.

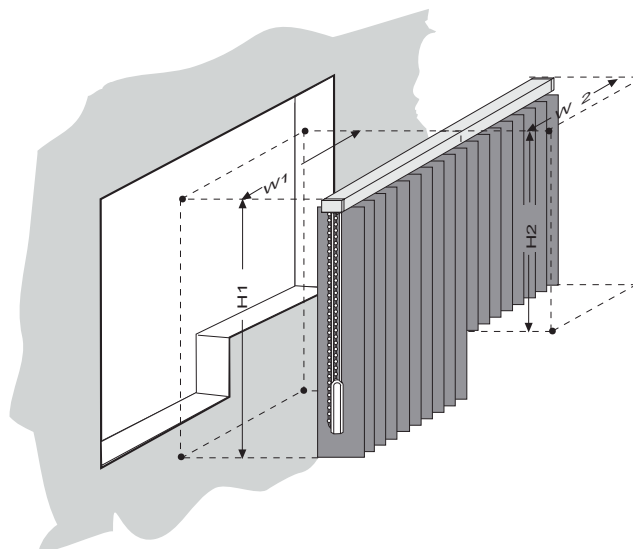
**Order widths = Unit widths**

**Order heights = Unit heights**

The price for Type V011 is determined as for two Type V010 units (price width W1 and price height H1 for the left side of the hanging, price width W2 and price height H2 for the right side of the hanging).

The basic price is determined on the basis of price widths, price heights and louvre quality (note the price group).

Additional charges for track colour, louvre width, operation and mounting variants are added to the basic price.



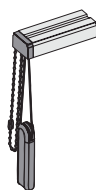
## Operation variants

The Type V011 unit can be fitted with all the operation variants shown alongside.


All manual operation variants can be fitted left or right.

The IQ-Motor can be positioned right, left, top right and top left.

Chain/cord



Chain/cord 4:1 Planetary gear



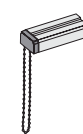
Traversing wand



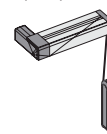
Tilt wand/cord



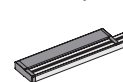
Mono-gear



Tilt motor (6 V)/cord



IQ-Motor system



Unit width max. 3.5 m  
Unit height max. 2.5 m  
Hanging surface max. 8.75 m<sup>2</sup>  
Hanging weight max. 6 kg

Unit width max. 4.5 m  
Unit height max. 5 m  
Hanging surface max. 22.5 m<sup>2</sup>  
Hanging weight max. 10 kg

Unit width max. 5 m  
Unit height max. 2.5 m  
Hanging surface max. 12.5 m<sup>2</sup>  
Hanging weight max. 12 kg