

Type V010 Standard unit

Dimensions:

- Track length: max. 7 m
- Unit height: max. 5 m
- Hanging surface: max. 35 m²

Operating height: Standard dimension 1.55 m measured from the topmost point of the end cap for chain/cord, tilt wand/cord, traversing wand and mono-gear.

Louvre widths in mm: 127 (standard)
89
63.5

Other louvre widths on inquiry.

Louvre stacking:

Optional: left, right, centre or split.

Louvre stack width:

Depends on the number and width of the louvres (for table of louvre stack widths, see the price list).

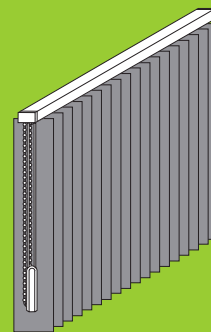
Mounting variants:

- Top fix brackets
- Face fix brackets with adjustable distances from the wall: 60-108 mm, 108-156 mm, 156-204 mm
- Recess profile

Note:

In the case of units with traversing wand and turning motor (6 V) only 127 and 89 mm louvres possible.

In the case of units with traversing wand, louvre stacking only left or right possible.



Standard vertical unit with free-hanging louvres.
Can also be used as a room divider.

TYPE V010

Measuring and Pricing

www.rolety.czest.pl

Order width = Unit width W

Order height = Unit height H

(From topmost edge of the track to bottommost edge of the louvres.)

Take-off dimensions

In the reveal:

allow for a total clearance of 1 cm when determining the unit width.

Recommended floor clearance:

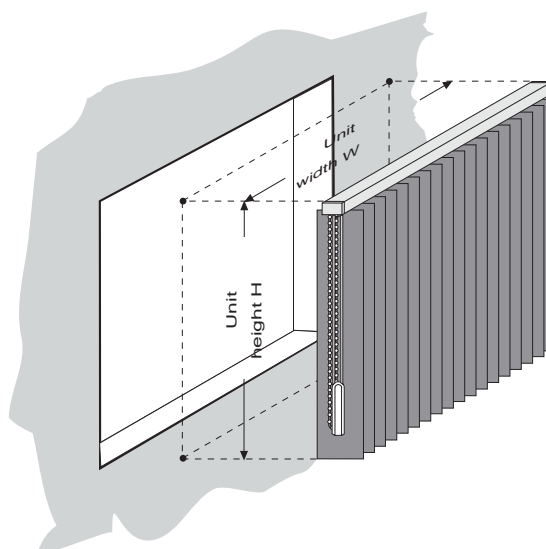
In the case of flat, even floors approx. 1 cm, in the case of high-pile carpeting or out-of-horizontal floors approx. 3 cm.

Order width = Unit width W

Order height = Unit height H

The basic price is determined on the basis of price width, price height and louvre quality (note the price group).

Additional charges for track colour, louvre width, operation and mounting variants are added to the basic price.



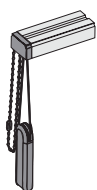
Operation variants

The Type V010 unit can be fitted with all the operation variants shown alongside.

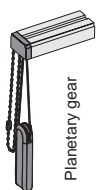
All manual operation variants can be fitted left or right.

The IQ-Motor can be positioned right, left, top right and top left.

Chain/cord



Chain/cord 4:1
Planetary gear



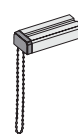
Traversing wand



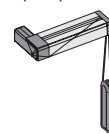
Tilt wand/cord



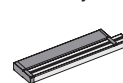
Mono-gear



Tilt motor (6 V)/cord



IQ-Motor system



Unit width max. 3.5 m
Unit height max. 2.5 m
Hanging surface max. 8.75 m²
Hanging weight max. 6 kg

Unit width max. 4.5 m
Unit height max. 5 m
Hanging surface max. 22.5 m²
Hanging weight max. 10 kg

Unit width max. 5 m
Unit height max. 2.5 m
Hanging surface max. 12.5 m²
Hanging weight max. 12 kg

see Motori page 36